

The 4 Cs

C Communication

C Collaboration

C Creativity

C Critical Thinking

Marjorie LoPresti
East Brunswick High School
marjorielopresti@gmail.com

What's a QR Code?



<http://bit.ly/loprestiNJMEA2020>

4 Cs - so what?

College/career/life readiness

We're educating the people who will be running the world when we're the grandparents and great-grandparents.

The World Economic Forum's 2020 “The Future of Jobs” Top 10 skills

Complex problem solving

Critical thinking

Creativity

People management

Co-ordinating with others

Emotional intelligence

Judgment and decision making

Service orientation

Negotiation

Cognitive flexibility

4 C's in Music

Communication
Collaboration
Creativity
Critical Thinking



Turn & talk:

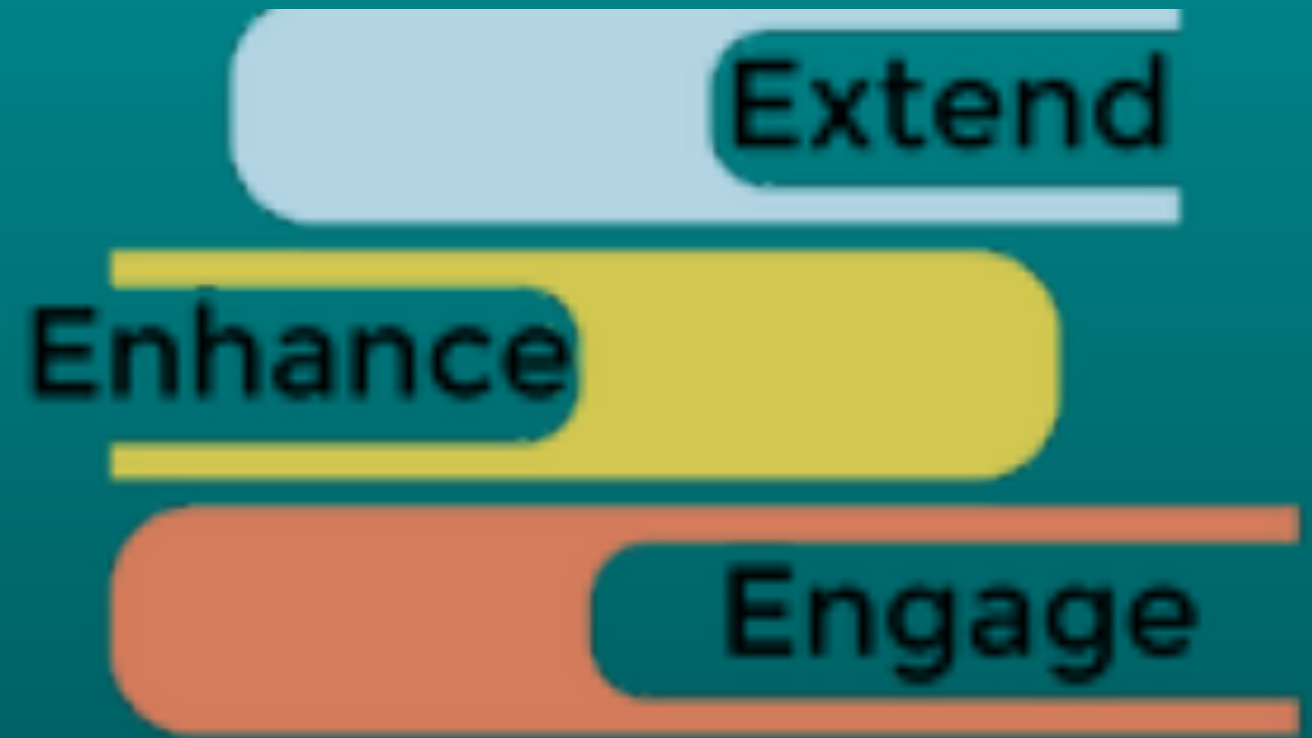
How do these things ALREADY happen
in your classes and rehearsals?

Why Technology?

You already said we accomplish the 4 Cs in ensembles

Triple -E

Liz Kolb



Creative Collaboration can get messy

Keep music learning goals at the forefront

Ask students OFTEN
“What are you trying to achieve musically?”



You can't have too many splitters, right?

Begin with the end in mind

What do you want kids to know and be able to do?

What's your timeframe?

Know your *own* comfort zone & “reach” goals.

What tech is available to kids?

Turn, talk & brainstorm

What tech do you already have?

What have you tried?

What tech do you love/hate?

How do these tools encourage/stifle the 4 Cs?

Add a sticky note to the **PADLET**

**password=
NJMEA2020**

http://bit.ly/4cs_padlet



<https://padlet.com/mlopresti1/f9a2uvhpio0u>

Start Small..

- One class or grade level
- One lesson or unit
- Leverage what you've done with one group to another grade, class, lesson, or unit

Beware of “free”

There really is no such thing as free...

Student privacy MUST be protected, even if they are 13+

COPPA, CIPA, FERPA, GDPR, OPRA (FOI*)

**Freedom of Information laws vary by state*

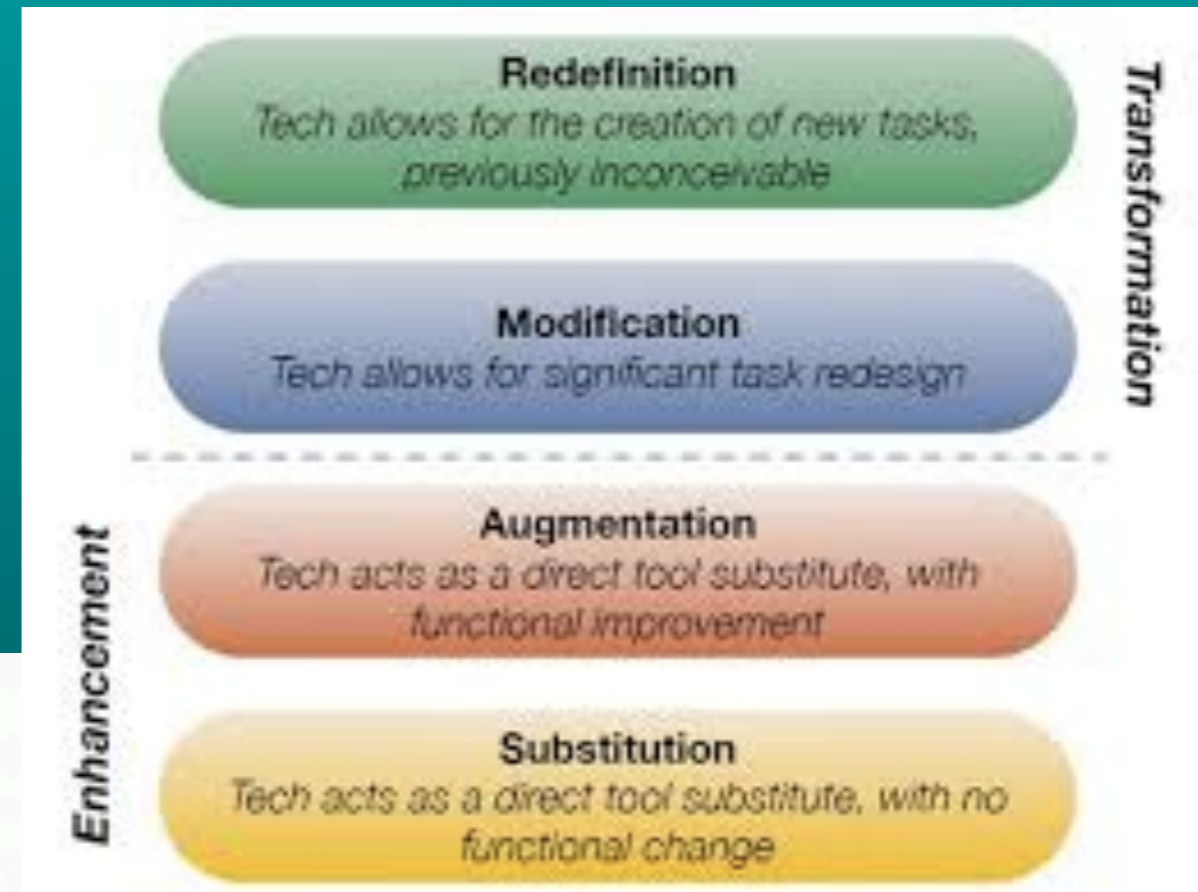
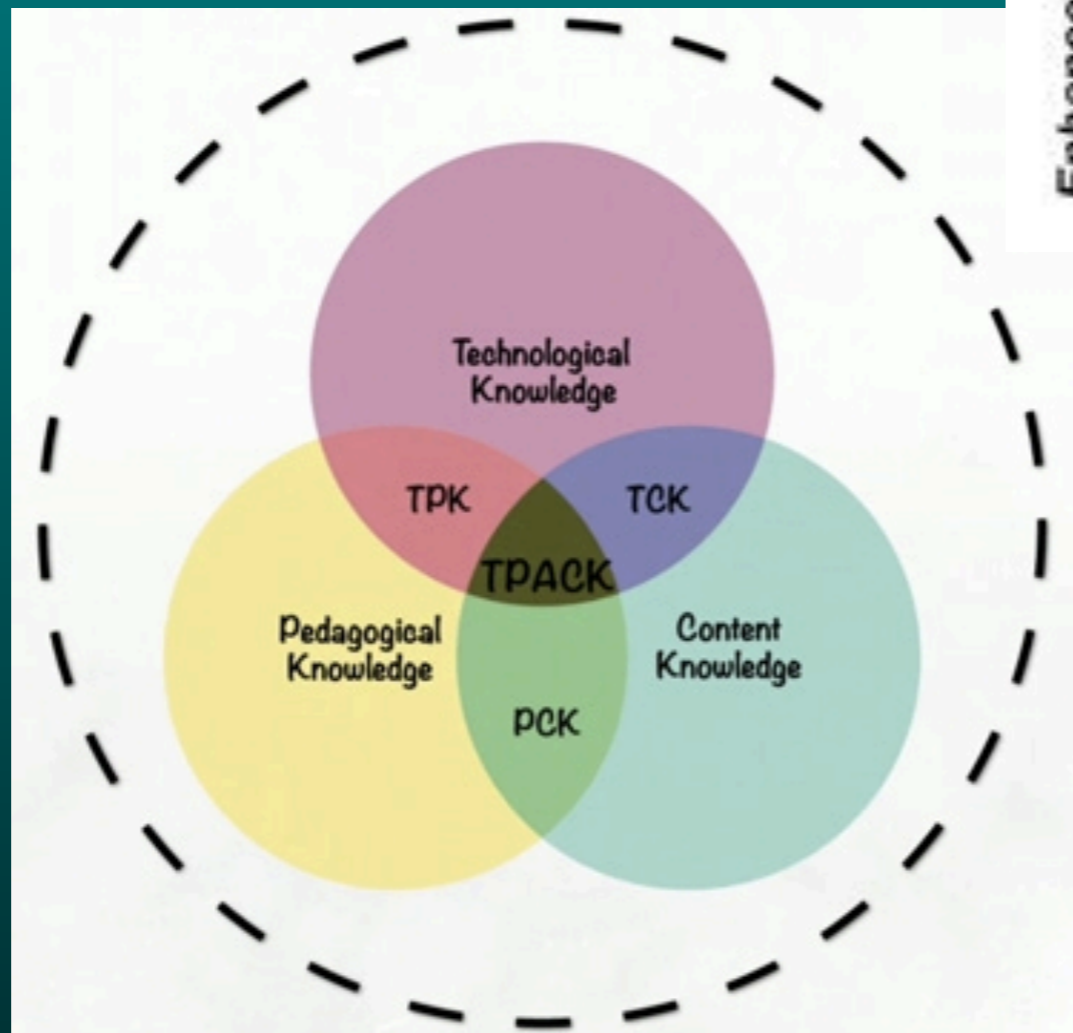
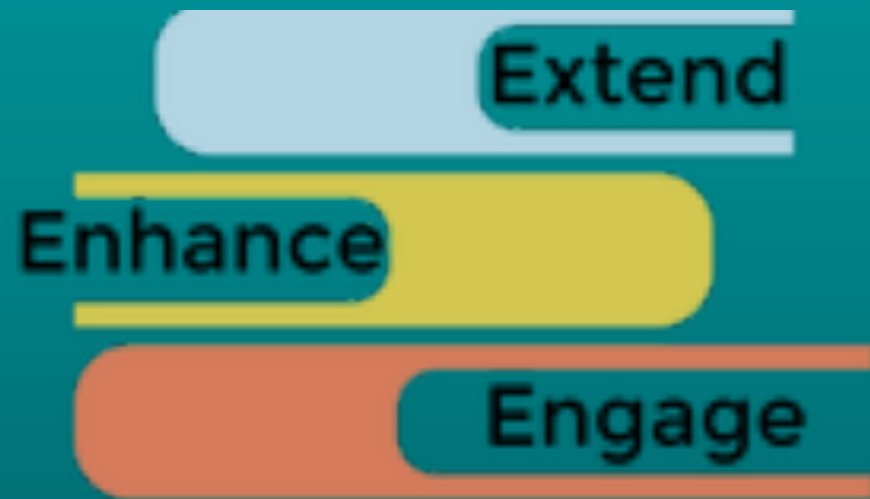
Music Ed Tech Tool Sets

- Recording
- Score Sharing
- Practice & Accompaniment
- Notation
- Student Creative Work

What do you have?
What do you need?
What's best for **your** students?


TPACK

Triple E, TPACK, SAMR



Nurture a culture of
respect and caring.

Friendships
will emerge from
Natural affinities



Friend:
One who knows
all about you
and
loves you
just the same.
- Elbert Hubbard

Needs-assessments from Tempo/In-Tune

More Bang for Your Music Tech Buck

Needs Assessment Long Form

MusicFirst Demo Request



Elementary School: Syncopation (“Hill and Gully”)

- Concept: Syncopated Rhythms (upper elementary)
- SWBAT read and perform syncopated rhythms in context of a folk song (record in Noteflight)
- SWBAT create a rhythm composition using syncopated patterns
- SWBAT communicate and collaborate with classmates to engage in self- and peer critique
- Scale this activity up/down

Guiding principles for lesson design

- Think about playgrounds: free play, 'safety' & fences
- Enough structure to lead to the learning goal(s)
- Multiple opportunities and modalities for success
- Scaffolding including software & musical content
- Add grades/rubrics to the mix *after* students have had time to explore & experiment.

Time to **Assess** Instructional Design



Assess (needs assessment)

Design

Develop

Implement

Evaluate

Middle/High School: Remixing Repertoire (“Chester”)

- Concept: Use MIDI file of a public domain piece students are performing as basis for a creative work.
- SWBAT create original variations and remixes of a work by manipulating and adding MIDI and audio within a DAW.

Tell me what you need...

We're going to freestyle it from here...

Music Technology Integration: Where do I start?

Marjorie LoPresti
East Brunswick High School
marjorielopresti@gmail.com



<http://bit.ly/lopresti1>

Thank you!

MusicFirst Demo



<http://bit.ly/loprestiNJMEA2020>



Marjorie LoPresti
East Brunswick High School
marjorielopresti@gmail.com